

# 2014 Graduate Outcomes Survey Summary of Results

Compiled by: Angela Scaramucci, Coordinator of Employer Relations

We sent email announcements and mailings to 893 alumni, inviting them to complete the online survey or mail a hard copy of the survey to us. **A total of 134 of alumni or 15%, completed the survey** (alumni surveys typically draw a response rate between 10% and 20%, according to national averages).

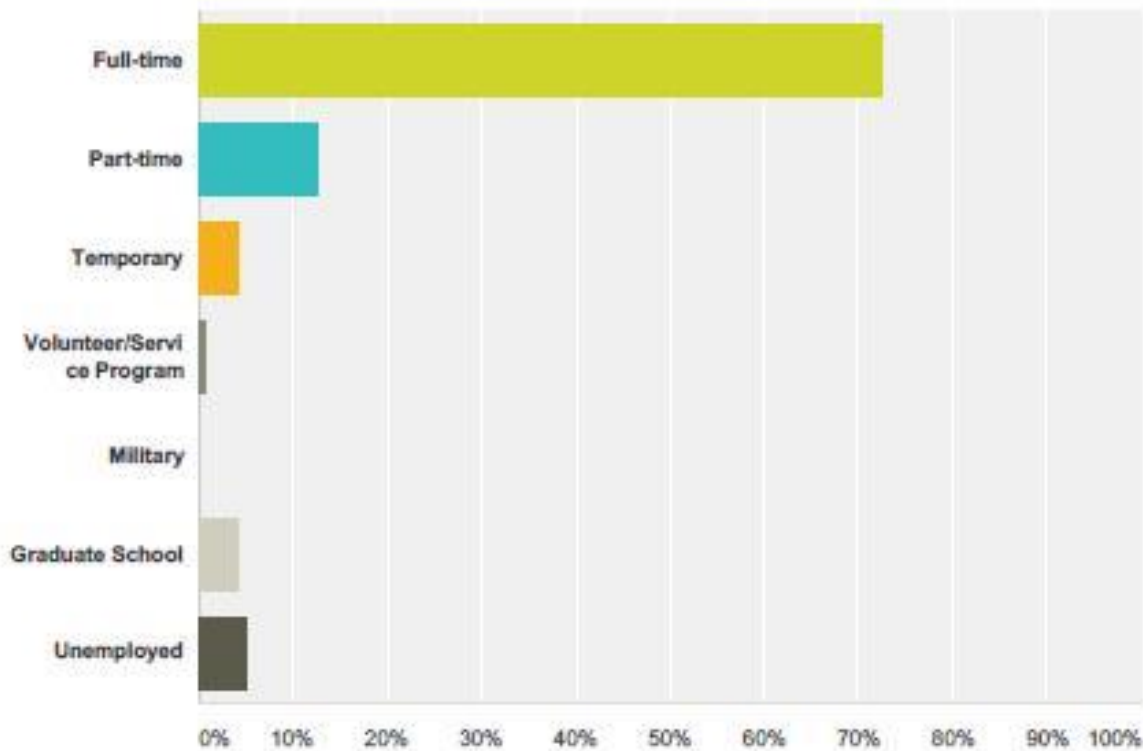
Alumni Surveyed: 893    Alumni Responded: 134

**Response Rate: 15%**

## Employment Statistics

**90%** of alumni surveyed are employed

- o Full-Time Employment – **72%** (increase from last year's 69%)
- o Part-Time – **13%** (decrease from last year's 19%)
- o Temporary – **5%** (decrease from last year's 8%)
- o Volunteer/Service Program- **.75%**
- o Military – **0%**
- o Graduate School- **4%**
- o Unemployed- **5%**

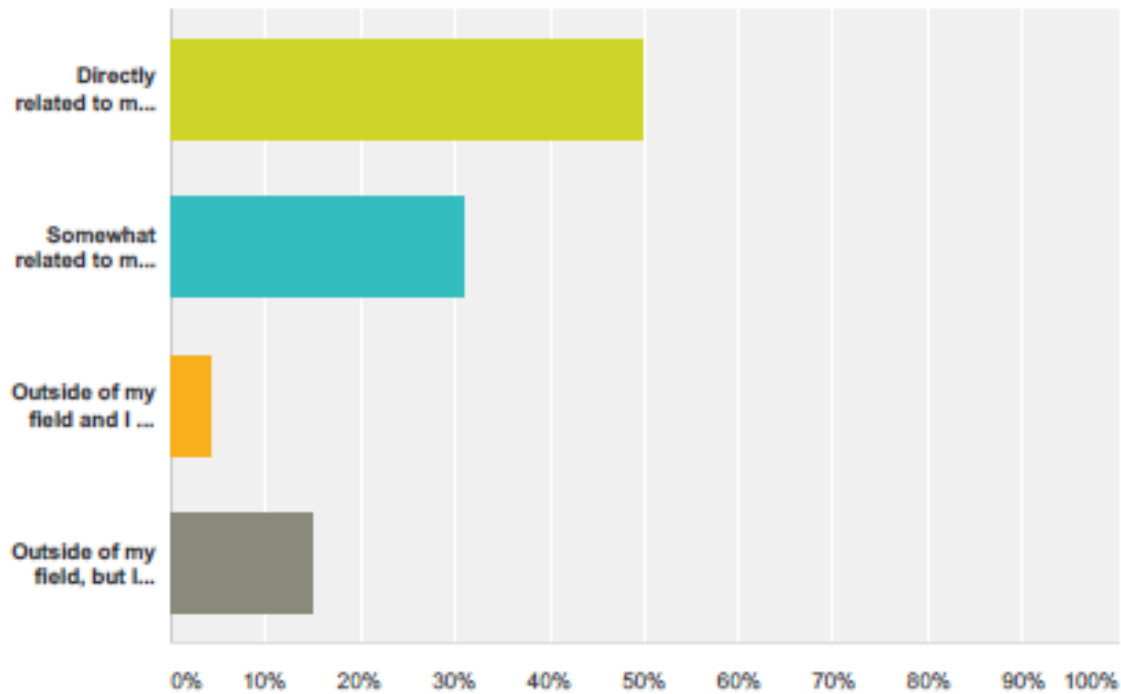


# 2014 Graduate Outcomes Survey Summary of Results

Compiled by: Angela Scaramucci, Coordinator of Employer Relations

## Relevant to Field of Study

- Of alumni employed **81%** said that their job is directly or somewhat related to their field of study
- **4%** was outside their field of study but they were satisfied
- **15%** was outside their field of study but they intend to change

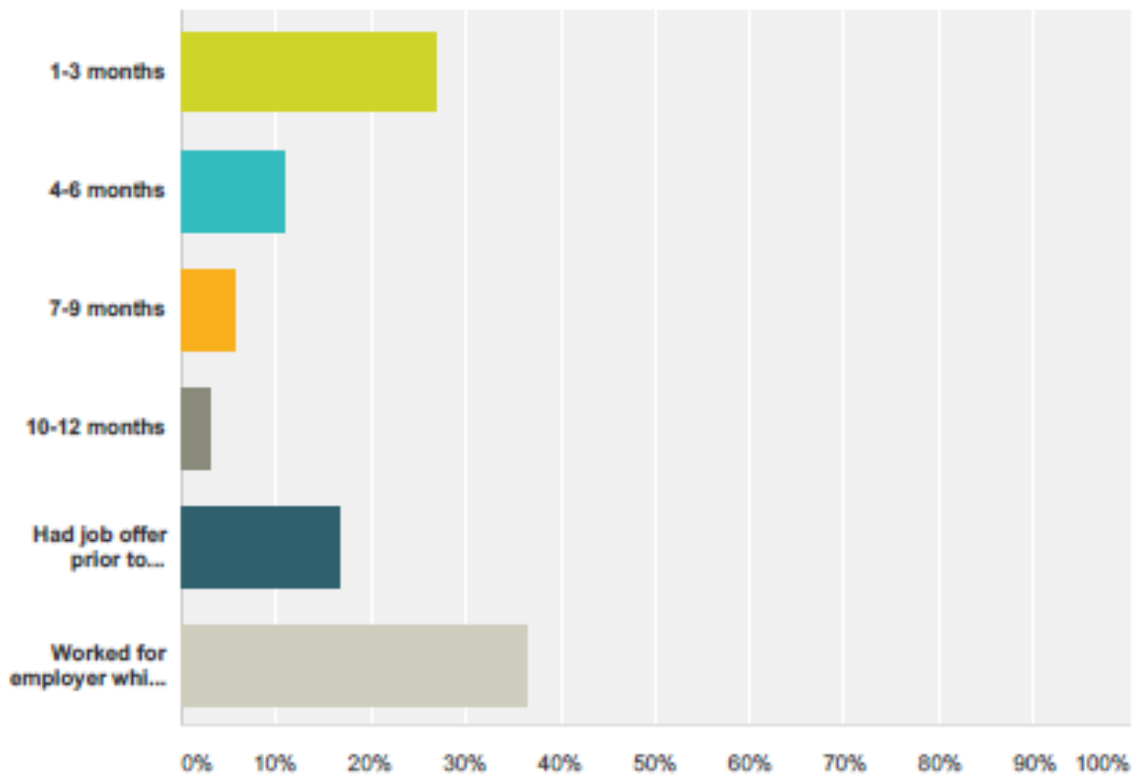


# 2014 Graduate Outcomes Survey Summary of Results

Compiled by: Angela Scaramucci, Coordinator of Employer Relations

## Length of Time to Find Employment

- 1-3 months – **27%**
- 4-6 months- **11%**
- 7-9 months- **6%**
- 10-12 months- **3%**
- Had job offer prior to graduation – **17%**
- Worked for employer while pursuing degree- **37%**



# 2014 Graduate Outcomes Survey Summary of Results

Compiled by: Angela Scaramucci, Coordinator of Employer Relations

## How Did You Find Employment?

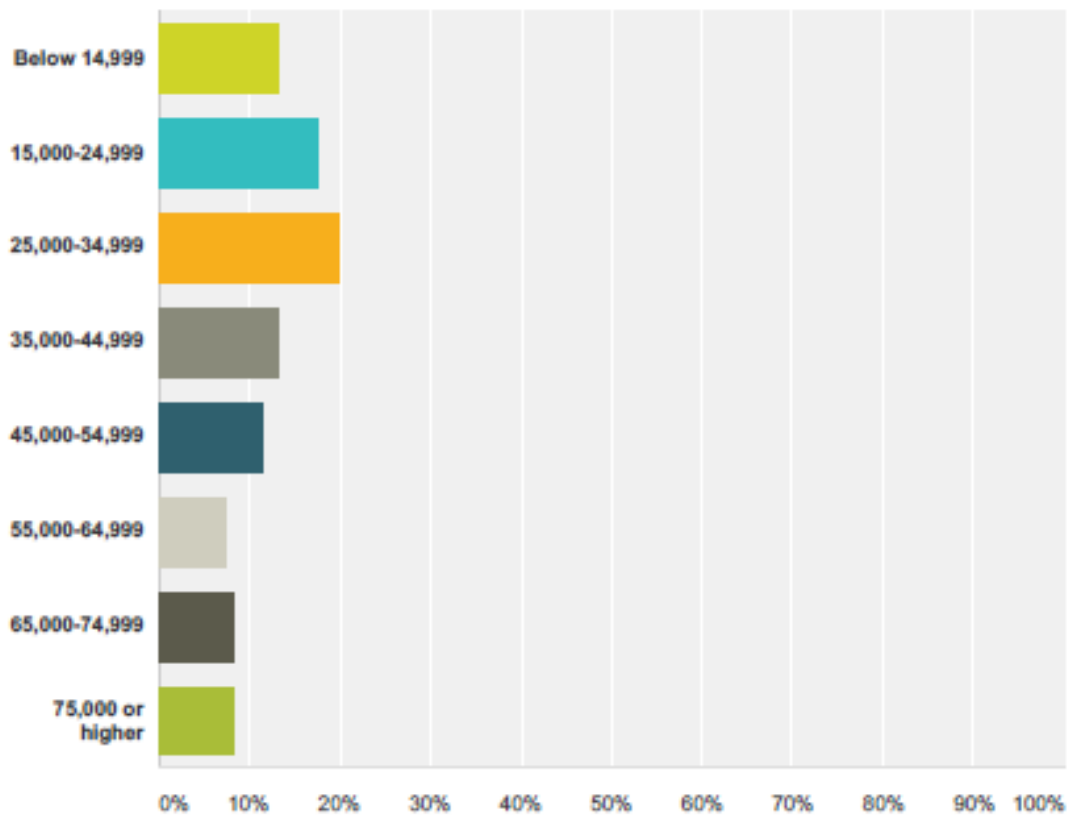
- Responding to a published advertisement – **25%**
- A referral from a friend/family member- **22%**
- An internship or co-op – **10%**
- Career Development Center/Point Park University- **0%**
- Referral from a Point Park faculty/staff member – **4%**
- Point Park Career Network website- **0%**
- Employment agency/search firm – **7%**
- Point Park’s Annual Internship & Job Fair –**0%**
- SAEM Career Event- **0%**
- Referral from a Point Park University alumnus/a- **1%**
- Sending aa prospecting letter to the employer- **4%**
- Other- **29%** (Responses included: Previous Employer, Online, Indeed.com, Company Website, On my own, Walk in, Networking, Care.com, Calling around & sending resume out, Family, Teach for America, Word of Mouth, Referral from within company, Pittsburgh Career Connection, Internal posting, Internship during undergrad at California University of PA, PA Educator, Responding to an inquiry from Matthews HR through LinkedIn)

# 2014 Graduate Outcomes Survey Summary of Results

Compiled by: Angela Scaramucci, Coordinator of Employer Relations

## Salary Range

- Below 14,999 – **13%**
- 15,000-24,999 –**18%**
- 25,000-34,999 – **20%**
- 35,000-44,999 –**13%**
- 45,000-54,999 –**12%**
- 55,000-64,999- **8%**
- 65,000-74,999- **8%**
- 75,000 or higher-**8 %**

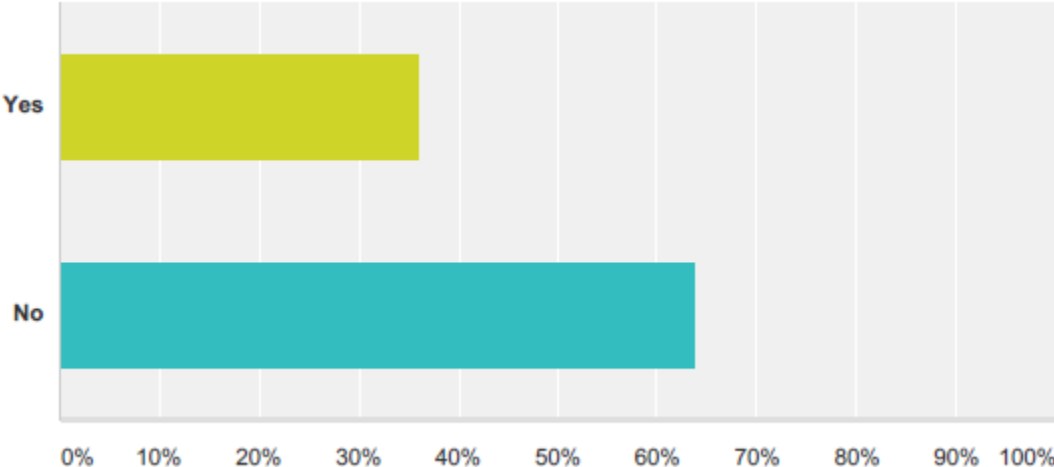


# 2014 Graduate Outcomes Survey Summary of Results

Compiled by: Angela Scaramucci, Coordinator of Employer Relations

## Internship

- 36% of alumni responded that they interned in their field
- 64% did not intern in their field



# 2014 Graduate Outcomes Survey Summary of Results

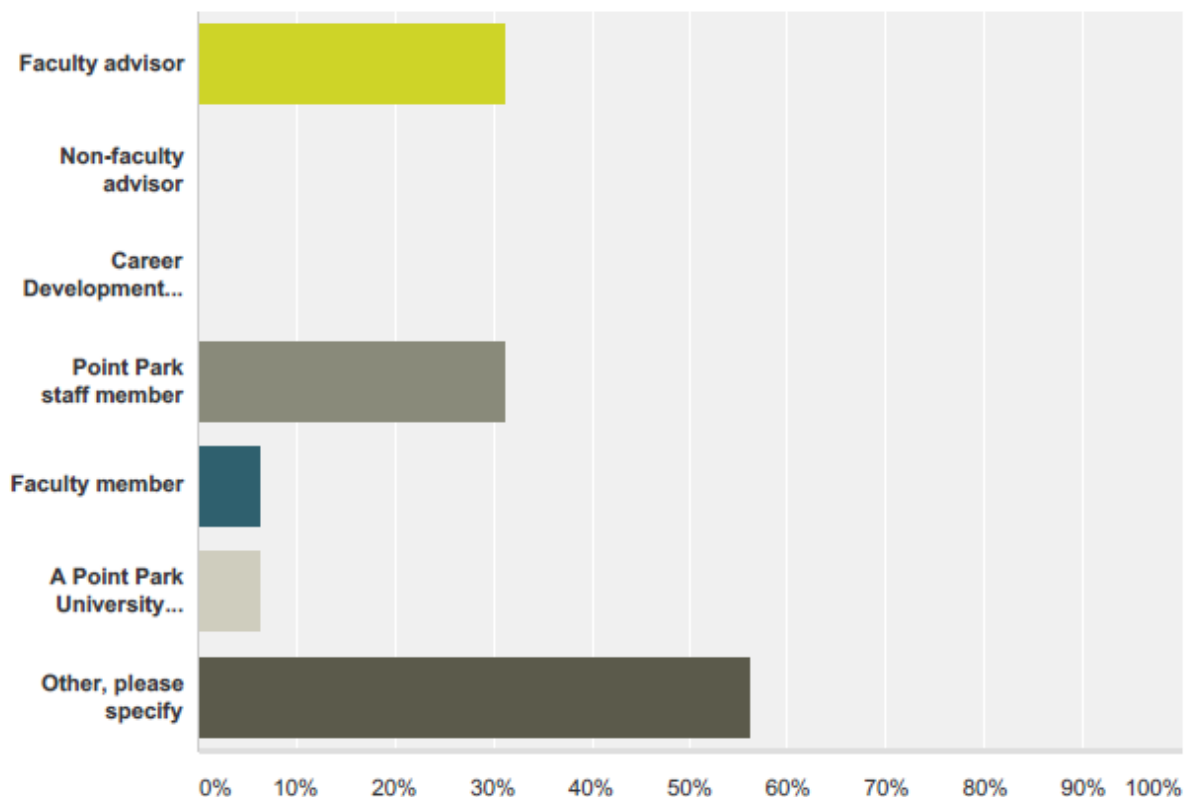
Compiled by: Angela Scaramucci, Coordinator of Employer Relations

## Graduate School

- **25%** of alumni are attending Graduate School
- **\*\*Note:** alumni not attending graduate school were given the option to receive information about Point Park's Graduate Programs – **25%** responded they would like to receive information so their contact information has been passed along to Grad & Adult Enrollment and they will be reaching out to this population\*\*

## Who Helped You When Applying To Graduate School

- Faculty Advisor- **31%**
- Non-Faculty Advisor- **0%**
- Career Development Center – **0%**
- Point Park Staff Member – **31%**
- Faculty Member – **6%**
- Point Park University alumnus/a- **6%**
- Other – **56%**



# 2014 Graduate Outcomes Survey Summary of Results

Compiled by: Angela Scaramucci, Coordinator of Employer Relations

## Point Park Education

(Scale from 1-5)

- **3.22** was the average rating when alumni were asked if their professional life has improved as a result of graduating from their program
- **4.72** was the average rating when alumni were asked if tuition paid was a worthwhile investment
- **3.86** was the average when asked if they would refer someone to Point Park

\*\*All respondents were notified of the winner as well as given information about how Career Development can continue to help them as an alumni.\*\*